



Foundation Academy

Class: II



Summer Vacation - 26 May, 2023 to 2 July 2023.
School reopen - 3 July, 2023
School timing: 7:25 am to 1:10 pm.



Summer vacation has always been considered to be the most desirable period looked forward by children when they can go beyond academics and heed towards fun activities.

Dear Students

It's summer time! While you and your family are enjoying the much needed quality time, morning with no alarm clocks and may be even some night with not set bedtime.

Dear parents

Summer Vacation is a time to exhilarate and rejuvenate oneself... It's a break from alarm clocks, all the hustle-bustle of the daily routine. It's time for fun, frolic, going for morning walks with family, playing, stay safe and watching your favorite shows and movies. Being parent, it is the responsibility of a person to give the maximum time of his life to his/her child for giving the best upbringing. Summer Vacation is the best duration to develop a bond of love with your child. So have fun with your ward by sparing your precious time with them.

Here is a list of suggested activities which you can enjoy with your child.

- ❖ Have breakfast, lunch and dinner together.*
- ❖ Teach them the table etiquettes.*
- ❖ Take help in the kitchen in household chores.*
- ❖ Make them close to their grandparents.*
- ❖ Share bedtime stories with them.*
- ❖ Play , watch T.V. and have fun.*
- ❖ Advice them to have plenty of water and healthy food.*



Take care of few more points-

- 1- Make only one all in one copy (II- V) for holiday homework of all the subjects.*
- 2- Focus to enhance the skills of writing, reading , multiple tables.*
- 3- Write name , class , section , father's name and mobile numbers on your holiday homework.*
- 4- Pack your holiday homework and activities in a carry bag and submit the Holiday Homework according to the given schedule-*

27th June 2022 – Classes VI to VIII Timings-9:30 am to 11:30 am

28th June 2023 – Classes II to V Timings: Timings-9:30 am to 11:30 am


READING

“An hour spent reading is one stolen from paradise”

Do make a habit of reading

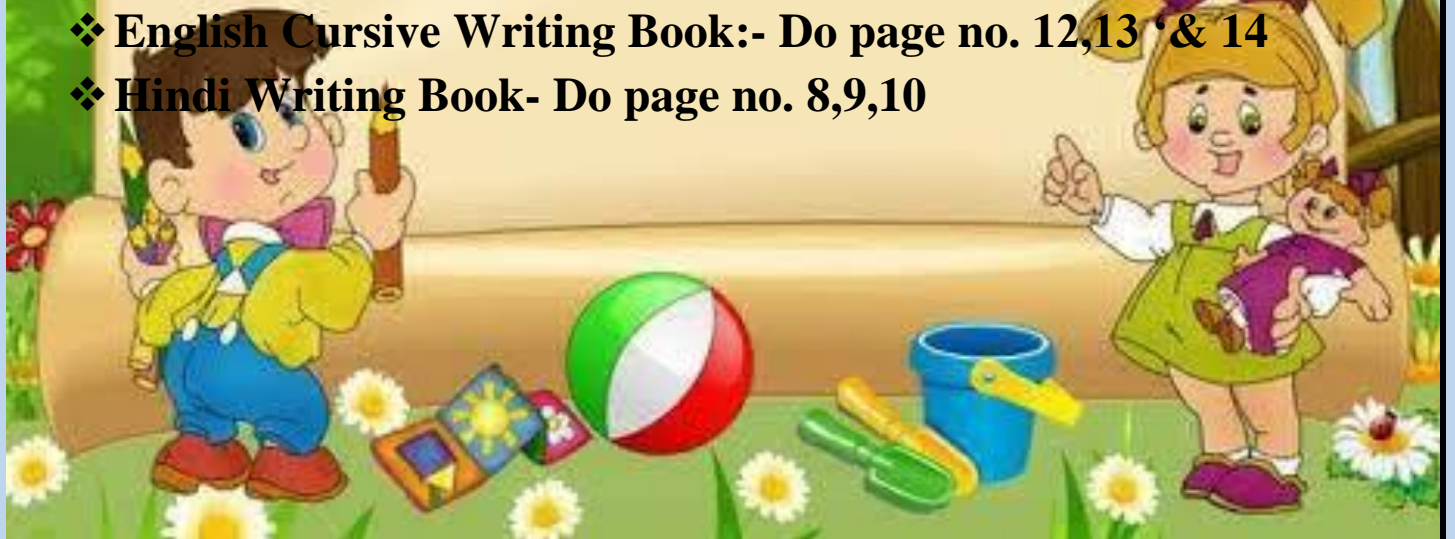
- ❖ Eng Reader Book- Read Ch-“I Want” and “I am lucky”
- ❖ Purchase a story book, read one story everyday and narrate it to your parents.

Hindi: कोई भी दो शिक्षाप्रद कहानियाँ किसी भी पुस्तक में से पढ़कर कहानी का नाम लिखिए तथा उनमें आए पात्रों की सूची बनाइए और इन कहानियों से हमें क्या शिक्षा मिलती है लिखिए।(Holiday Homework Notebook)



“Writing is the best way to talk without being interrupted”

- ❖ English Cursive Writing Book:- Do page no. 12,13 & 14
- ❖ Hindi Writing Book- Do page no. 8,9,10





Holiday Homework Notebook

Q1. Imparting the life skills through real life events

Give some books or cloths to needy people around you. Observe their expression and write few lines about your experience.

Q2- Observation Activity: Do visit at your father's work place (if possible)

Observe your father's workplace and at home for a day. You'll find how work hard he does for you. Write few lines about your father's routine and hard work. Make a rolling card in which you'll write 5 things you love about your father and gift it him on Father's Day.

Q3. Speaking and Listening Skills

Here is a story about Jimmy's birthday party.

Click on the given link .Listen the complete story and answer the questions given below.

<https://www.youtube.com/watch?v=fPsdfO59akk>

1. What was the occasion of celebration ?Why?
2. Which all games did kids play in the party?
3. Write any two :- common and proper noun from the story.

Worksheet - 1

Identifying and Using Nouns

Activity 1: Tick the correct definition of a noun.


A noun is a naming word.

A noun is a doing or being word.


A noun is a connecting word.



Activity 2: Circle the nouns.

book	Jamie	
fast	leaping	quietly
frog	happy	
cheerfully	France	




Activity 3: Think of 5 nouns that fit in each of the following categories.

People 1. 2. 3. 4. 5.	 Places 1. 2. 3. 4. 5.	Objects 1. 2. 3. 4. 5.
--	---	---



CGP+ cgpplus.co.uk

Worksheet-2



1. Color the space RED if it names a Person.
2. Color the space BLUE if it names a Things.
3. Color the space YELLOW if it names a Places.
4. Color the space GREEN if it names a Animal.

mother	school	dog	flower
bee	driver	tree	cow
cake	monkey	den	boy
pilot	farm	yak	home
class	thief	zoo	ring
lion	crow	pen	jungle
water	lake	sheep	teacher
king	sack	wolf	bus

Copyright © Turtlediary.com. All rights reserved www.turtlediary.com

Book Work

Q-Do question no 1 and 2 on pg no 96 and 97.



Holiday Homework Notebook work

Activity (गतिविधि)

- 1- दूसरो की मदद करना एक अच्छी आदत है। क्या आपमें यह आदत है? यदि है तो आपने किसकी मदद की? कब की? कैसे की? पाँच पक्षियों में लिखिए।
- 2- पक्षियों और जानवरों को बर्तन में जल रखें। जल पात्र का फोटो क्लिक करके अपनी कक्षा के व्हाट्सअप ग्रुप में दिनांक 28 जून 2023 को समय 9:30 am to 11:30 am के बीच भेजे।

3- रिमझिम – Fair Note Book work

पाठ- 3 म्याऊँ-म्याऊँ पढ़कर उसमें से 10 नए शब्द छाँटकर वाक्य बनाओ एवं बिल्ली का चित्र बनाकर उसमें रंग भरो।

4- हिन्दी व्याकरण – Book work

Do Q – no 1,2,4,5,7 on Pg no 20 and 21 in book.

शब्द पहेली

शब्द बनाओ -

क	ख	ग	घ	च	छ	ज	झ	ट	ठ	ड
1	2	3	4	5	6	7	8	9	10	11
ढ	त	थ	द	ध	न	प	फ	ब	भ	म
12	13	14	15	16	17	18	19	20	21	22
य	र	ल	व	श	ष	स	ह	ढ़	ड़	
23	24	25	26	27	28	29	30	31	32	

ज	ग
7	3

4	24
---	----

29	32	1
----	----	---

19	25
----	----

20	24	3	15
----	----	---	----

2	24	25
---	----	----

17	23	17
----	----	----



Activity:

Q1- Make an igloo with the help of cotton.(Fair Notebook)

Holiday Home work Notebook

Q1- The shape , size and material in the construction of house has changed over the years , spend time with your parents or grandparents and discuss with them about the difference in the type of house that you live in now and the type of house , they used to live in , when they were of your age. Write five lines about it in holiday homework notebook.

Q2- Collect old tickets and paste them.

- a) Railway ticket b) Bus ticket c) Cinema ticket d) Platform ticket

Book Work:

Do exercise B and C of page no – 31

Do exercise (Let's find out) given on page no 44.



Holiday Homework Notebook

Worksheet-1

Fact Families

$\square + \square = \square$ $\square + \square = \square$ $\square - \square = \square$ $\square - \square = \square$	$\square + \square = \square$ $\square + \square = \square$ $\square - \square = \square$ $\square - \square = \square$
$\square + \square = \square$ $\square + \square = \square$ $\square - \square = \square$ $\square - \square = \square$	$\square + \square = \square$ $\square + \square = \square$ $\square - \square = \square$ $\square - \square = \square$

Make the Bill

Gopal bought all toys from the top shelf of the toy shop and Sid bought all the toys from the bottom shelf. Can you make a bill for them ?

			
Rs 10	Rs 25	Rs 30	Rs 77
			
Rs 60	Rs 54	Rs 40	Rs 37

Gopal's bill

Items	Amount
<input style="width: 100%; height: 30px;" type="text"/>	<input style="width: 100%; height: 30px;" type="text"/>
<input style="width: 100%; height: 30px;" type="text"/>	<input style="width: 100%; height: 30px;" type="text"/>
<input style="width: 100%; height: 30px;" type="text"/>	<input style="width: 100%; height: 30px;" type="text"/>
<input style="width: 100%; height: 30px;" type="text"/>	<input style="width: 100%; height: 30px;" type="text"/>
<input style="width: 100%; height: 30px;" type="text"/>	<input style="width: 100%; height: 30px;" type="text"/>
Total	<input style="width: 100%; height: 30px;" type="text"/>

Sid's bill

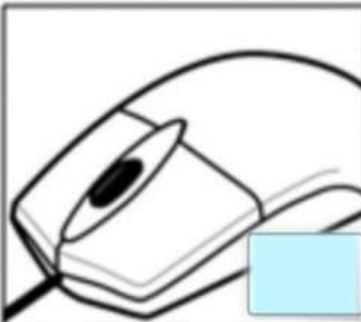
Items	Amount
<input style="width: 100%; height: 30px;" type="text"/>	<input style="width: 100%; height: 30px;" type="text"/>
<input style="width: 100%; height: 30px;" type="text"/>	<input style="width: 100%; height: 30px;" type="text"/>
<input style="width: 100%; height: 30px;" type="text"/>	<input style="width: 100%; height: 30px;" type="text"/>
<input style="width: 100%; height: 30px;" type="text"/>	<input style="width: 100%; height: 30px;" type="text"/>
<input style="width: 100%; height: 30px;" type="text"/>	<input style="width: 100%; height: 30px;" type="text"/>
Total	<input style="width: 100%; height: 30px;" type="text"/>

Whose bill is more?

By how much?




PRINTER - KEYBOARD - MOUSE - CALCULATOR - SPEAKER - RADIO -
COMPUTER - CAMERA - CELLPHONE - MEMORY CARD



1. She is going to take pictures with the _____.



2. _____ are not allowed in Math classes.



3. I lost my information! The _____ is broken.



4. She is going to type the document with the _____.



5. The old _____ is very big.


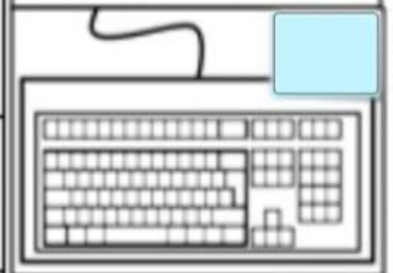
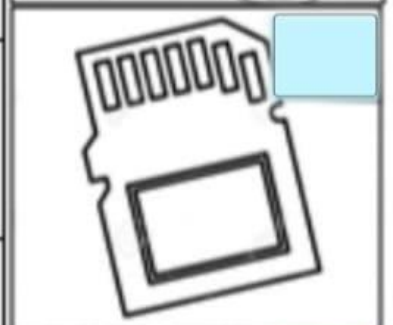
6. Call me with your new _____.

7. Bring up the _____ for the party.

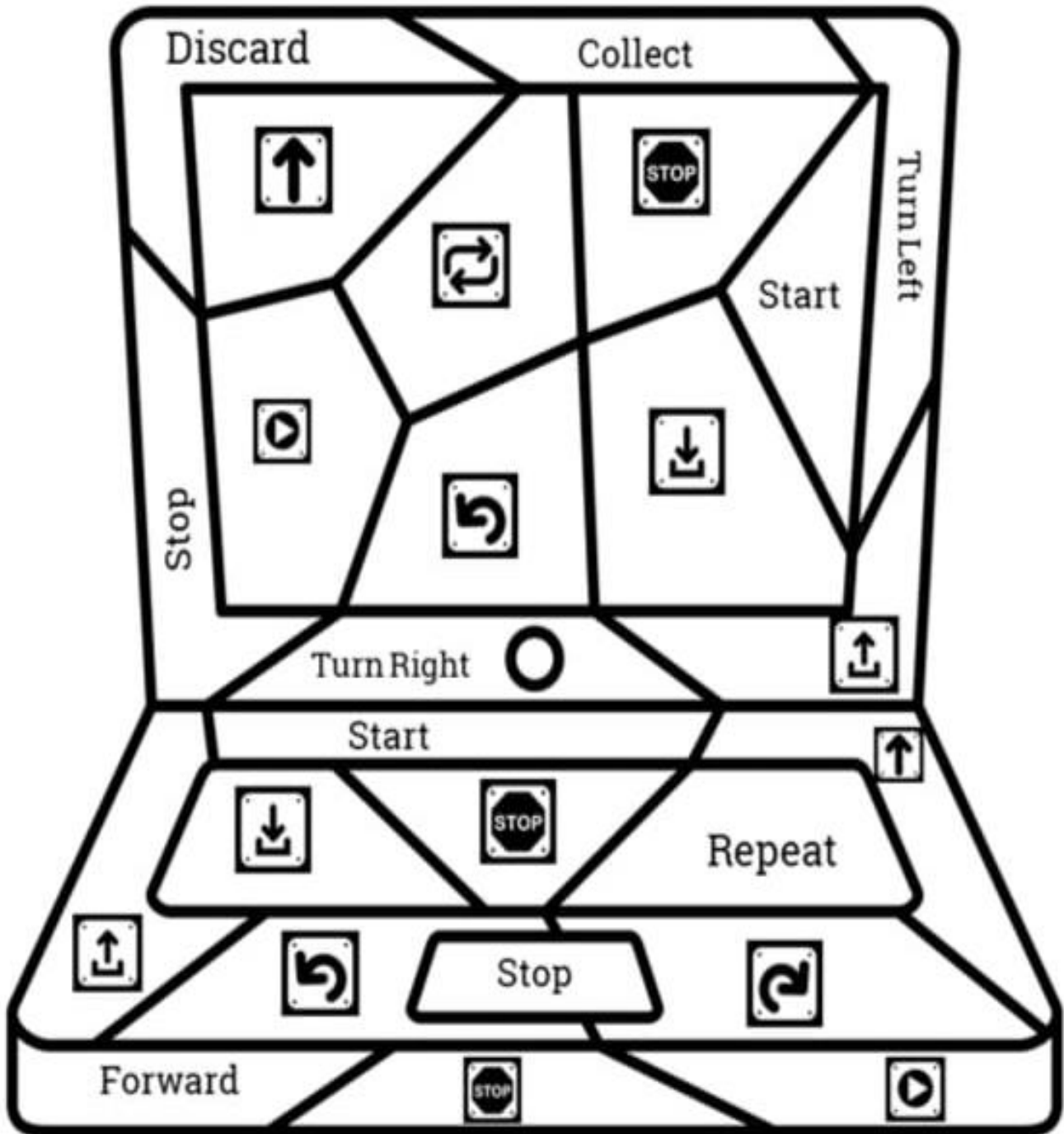
8. You listen to the news on the _____.

9. My _____ just have black color.

10. Click with the _____.



Technology **Color By Coding**



RED	 Discard	GREEN	 Repeat	PURPLE	 Turn Right
ORANGE	 Collect	LIGHT BLUE	 Start	PINK	 Turn Left
YELLOW	 Forward	DARK BLUE	 Stop		

GENERAL KNOWLEDGE



Note Book Work

Q1- More about Uttarakhand.

- 1- In which year Uttarakhand was established as a separate state?
- 2- Which is the state flower of Uttarakhand?
- 3- What is the population of Uttarakhand?
- 4- How much area is covered by Uttarakhand?
- 5- Who is the Chief Minister of Uttarakhand?

Q2- Fill in the blanks:

- 1- India got independence on _____
- 2- The most populated state in India is _____
- 3- The Smallest state of India by area is _____
- 4- The new state of India is _____
- 5- The largest state of India by area is _____

Holiday Homework Notebook

Q3- Pet Proclivity

Have 1 selfie with your pet animal and make a collage by writing introduction of your pet.
The best entries will be uploaded on our school Facebook Page.

Q4- Map work

- 1- Take Indian Political map. Highlight your state in that map and write the capital and paste in G.K notebook.

Book Work

Do Ch- 11 All About Food. (Pg no 40)

Do Ch- 13 Land of Stories on (Pg no – 46)



Book work: The ship of Desert (Page no 27)

Book work: Newspaper Cityscape (Page no 31)

Activity Work- Birds flying in Air(Craft)



Conversation:

Learn the story – The Silly Cheese Seller

The Silly Cheese Seller



Once upon a time, there was a cheese seller. He used to buy cheese from the city and sell it in the village. He used to travel from one place to another in his cart. One day, as the man was travelling, he failed to see a puddle on the road. All of a sudden, the wheels of his cart got sunk in the puddle. The man was shocked. He did not know what to do. So, he prayed to God for help. He kept praying and praying. Finally, God appeared in front of him. But He was angry and said, "You have been calling Me for help. Instead, you could have got down from the cart and made some efforts yourself. You did not try to lift your cart out of the puddle. Always do your best to help yourself. And then, pray to Me for help." The man felt very ashamed of himself.

Moral: God helps those who help themselves.

